







Apple Tasting Sensory Activity



Supplies: Apples of different colors. Crayon colors to match the colors of the apples.

Directions: Cut the apples into slices and place together on a plate. Let children taste each apple color and help them fill in the chart below.

Color the apples to Match the apples you Tasted:	
Color the apples to match the colors of apples that tasted sweet:	
Color the apples to match the apples that tasted sour:	
Which color of apple was your favorite?	